

SUMP STRAINERS – Crimped End and Disposable

CRIMPED-END STRAINERS

These are truly all-metal sump strainers, as they do not have any epoxy in their construction. The stainless steel elements are secured through strong mechanical crimping. Good for almost any fluid, especially those that attack epoxy materials. Also for high-temperature applications.

HOW TO ORDER

Select the desired specifications from the ordering table and build an ordering code number, as shown in this example:


C - 50 - 2 - NIPPLE - 60 - RV-3
 STYLE - GPM - NPT - CONNECTION - MESH - VALVE
(spell out NIPPLE if wanted) (omit if not wanted)

STYLE	GPM (Flow Capacity)	NPT (Pipe Size)	CONNECTION (Nut or Nipple)	MESH (Screen Size)	VALVE (Optional)
C (Crimped)	5	3/4	no symbol (nut) To get NIPPLE you must specify it	30	RV-3 (3-psi bypass)
	10	1		60	RV-5 (5-psi bypass)
	20	1-1/4		100	
	30	1-1/2		200	
	50	1-1/2			
	75	2			
	100	2-1/2			

(Pressure drop through a clean element will not exceed 0.2 psi (0.4-in. Hg) at rated flow of 150 SSU viscosity fluid.)


NUT STYLE

GPM RATING	SCREEN AREA (Sq. Inches)	NPT (Pipe Size)	OVERALL DIMENSIONS	
			Diameter	Length
5	50	3/4 & 1	2-7/8	3-1/8
10	110	1	2-7/8	5-3/8
20	145	1-1/4	2-7/8	7-1/8
30	260	1-1/2	3-7/8	9-5/8
50	280	1-1/2 & 2	3-7/8	9-5/8
75	350	2-1/2	5	12-11/16
100	450	3	5	12-11/16



NIPPLE STYLE

GPM RATING	SCREEN AREA (Sq. Inches)	NPT (Pipe Size)	OVERALL DIMENSIONS	
			Diameter	Length
5	50	3/4	2-7/8	3-1/2
10	110	1	2-7/8	5-3/4
20	145	1-1/4	2-7/8	7-5/16
30	260	1-1/2	3-3/4	9-5/8
50	280	1-1/2	3-3/4	9-5/8
75	350	2-1/2	5	12-5/8
100	450	3	5	12-5/8



DISPOSABLE FILTERS

These sump filters eliminate the need for cleaning. When fitted with a 10 or 20-micron paper (cellulose) element, they have three times the dirt carrying capacity of a 74 micron metal screen type. When a 40-micron synthetic fiber element is used, the capacity is six times as great as with the metal units.

The pleated paper element is fully supported by a perforated metal tube. These disposable-type sump strainers can also be used as replacement filter elements in many filter housings (that provide a male NPT connection).

HOW TO ORDER

Select the desired specifications from the ordering table and build an ordering code number, as shown in this example:

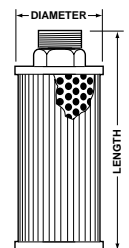
CS - 3 - 3/4 - 20 - RV-5
 STYLE - GPM - NPT - MICRONS - VALVE
(omit if not wanted)

STYLE	GPM (Flow Capacity)	NPT (Pipe Size)	MICRON (Nominal)	VALVE (Optional)
CS (paper)	1	1/2	10C* 20C* 40A†	RV-3 (3-psi bypass)
	3	3/4		RV-5 (5-psi bypass)
	10	1		

*Cellulose †Synthetic

(Pressure drop through a clean element will not exceed 0.5 psi (1-in. Hg) at rated flow of 150 SSU viscosity fluid.)

GPM RATING	FILTERING AREA (Sq. In.)	MICRONS		OVERALL DIMENSIONS	
		(Nominal)	(Absolute)	Diameter	Length
1	150	10,20,40	40,50,100	3	4-5/8
3	450	10,20,40	40,50,100	4	8-3/8
10	700	40	100	4-1/2	7
10	1400	10,20	40,50	4-1/2	14



Magnets Available- See Page 14

